



J. FRANK  
**SCHMIDT**  
& SON CO.

# American Elm Cultivars

P O Box 189 | Boring OR 97009 | 800-825-8202 | [www.jfschmidt.com](http://www.jfschmidt.com)



*Ulmus americana* 'Jefferson'

## Jefferson Elm

**Zone:** 4 | **Height:** 70' | **Spread:** 50'


**Shape:** Vase shaped with arching limbs

**Foliage:** Dark green

**Fall Color:** Yellow

**DISEASE TOLERANCE:** Dutch Elm Disease

Deep green foliage and an upright vase shape characterize this National Arboretum – National Park Service joint introduction. Tested and shown to be Dutch Elm Disease tolerant, the impressive original tree grows on the National Mall in Washington, DC.



*Ulmus americana* 'New Harmony'

## New Harmony Elm

**Zone:** 4b | **Height:** 70' | **Spread:** 65'


**Shape:** Vase shaped with arching limbs

**Foliage:** Medium green

**Fall Color:** Yellow

**DISEASE TOLERANCE:** Dutch Elm Disease

Introduced by the U.S. National Arboretum, this tree features the classic vase shape of the American elm along with a high level of disease tolerance. Vigorous growing and slightly narrower than Valley Forge.



*Ulmus americana* 'Lewis & Clark'

## Prairie Expedition® Elm

**Zone:** 2b | **Height:** 55' | **Spread:** 60'


**Shape:** Broad, rounded to spreading vase

**Foliage:** Dark green

**Fall Color:** Yellow

**DISEASE TOLERANCE:** Dutch Elm Disease

Extremely cold hardy, this Plains-tough American native descends from a lone survivor of Dutch Elm Disease found near Fargo, ND. Fast growth of the broad spreading, vase shaped canopy delivers quick shade in cold prairies and harsh urban environments.



*Ulmus americana* 'Princeton'

## Princeton Elm

**Zone:** 4 | **Height:** 65' | **Spread:** 50'


**Shape:** Upright vase shaped

**Foliage:** Dark green

**Fall Color:** Yellow

**DISEASE TOLERANCE:** Dutch Elm Disease

Originally selected in 1922 by William Flemer for its dense symmetrical upright form and dark green foliage, it has since proven to be one of the best American Elms for resisting the attack of Dutch Elm Disease.





*Ulmus americana* 'Valley Forge'

## Valley Forge Elm

**Zone:** 4 | **Height:** 70' | **Spread:** 70'

**Shape:** Broad vase shaped with arching limbs

**Foliage:** Medium green

**Fall Color:** Yellow

**DISEASE TOLERANCE:** Dutch Elm Disease

This National Arboretum introduction has tested best for Dutch Elm Disease tolerance, bringing hope for the return of the American elm. Fast growing but a little wild in the nursery, it matures to form a stately vase shaped crown.

