



J. FRANK
SCHMIDT
& SON CO.

Lacebark Elm Cultivars

Ulmus parvifolia

P O Box 189 | Boring OR 97009 | 800-825-8202 | www.jfschmidt.com



Ulmus parvifolia 'Emer II' PP 7552


Allee® Elm

Zone: 5 | **Height:** 50' | **Spread:** 35'
Shape: Upright vase, arching
Foliage: Medium green, glossy
Fall Color: Yellow-orange to rust red

DISEASE TOLERANCE:

Dutch Elm Disease and phloem necrosis

Tall, upright and arching, this cultivar's growth habit is unique among *U. parvifolia* cultivars, being reminiscent of the grand American Elm. Its exfoliating bark creates a mosaic of orange, tan and gray, a beautiful sight on a mature tree. Discovered by Dr. Michael Dirr of University of Georgia, Athens.



Ulmus parvifolia 'Emer I'


Athena® Classic Elm

Zone: 5 | **Height:** 30' | **Spread:** 35'
Shape: Broadly rounded
Foliage: Medium green, glossy
Fall Color: Yellowish

DISEASE TOLERANCE:

Dutch Elm Disease and phloem necrosis

Bark of a mature tree is a mosaic of orange, tan, and gray patches, giving it as much interest in winter as in summer. The canopy is tightly formed. Discovered by Dr. Michael Dirr of University of Georgia, Athens.



Ulmus parvifolia 'UPMTF' PP 11295


Bosque® Elm

Zone: 6 | **Height:** 45' | **Spread:** 30'
Shape: Upright pyramidal to broadly oval
Foliage: Dark green, glossy
Fall Color: Yellow-orange

DISEASE TOLERANCE:

Dutch Elm Disease and phloem necrosis

Bosque® is well shaped for planting on city streets and in restricted spaces, thanks to its upright growth habit and narrow crown. Fine textured and glossy, its dark green foliage is complemented by multi-colored exfoliating bark.



Ulmus parvifolia 'Dynasty'


Dynasty Elm

Zone: 5 | **Height:** 40' | **Spread:** 40'
Shape: Rounded
Foliage: Green
Fall Color: Orange-yellow

DISEASE TOLERANCE:

Dutch Elm Disease and phloem necrosis

A broadly rounded tree with fine textured foliage and good environmental tolerance. It tends to develop better fall color than is typical of the species. A National Arboretum introduction.





Ulmus parvifolia 'Emerald Prairie'

Emerald Prairie Elm

Zone: 5 | **Height:** 40' | **Spread:** 30'
Shape: Upright spreading, arching vase
Foliage: Dark green, glossy
Fall Color: Yellow

INSECT RESISTANCE: elm leaf beetle

DISEASE TOLERANCE: Dutch Elm Disease and phloem necrosis

Cold and drought tolerance plus clean, dark green foliage make this a tough and adaptable performer for the Great Plains. Of smaller stature than American Elm, its growth habit is reminiscent of the iconic vase-shaped street tree.



Ulmus parvifolia 'BSNUPF' PP 17655


Everclear® Elm

Zone: 5 | **Height:** 40' | **Spread:** 15'
Shape: Columnar to narrow vase
Foliage: Dark green, glossy
Fall Color: Yellow

INSECT RESISTANCE: elm leaf beetle

DISEASE TOLERANCE: Dutch Elm Disease and phloem necrosis

With better cold hardiness and the tightest form we have seen, this lacebark elm grows quickly and uniformly into handsome rows in the nursery. City streets are graced by the formality of its narrow shape.



Ulmus parvifolia 'JFS-Barrett'

Emerald Flair™ Elm

Zone: 5 | **Height:** 40' | **Spread:** 35'
Shape: Upright spreading vase
Foliage: Deep green
Fall Color: Red to orange-red

DISEASE TOLERANCE: Dutch Elm Disease and phloem necrosis

This tree features the best summer foliage we have seen in the species. The deep, dark green foliage is so healthy that it stands out from other selections. Broadly vase shaped with arching branches, it has better red fall color than most cultivars.

